



















































Collection  
**PANTHERA**

Artikelname   Item	Preis/m   Price/m	Breite   Width	Webkante   Selvedge	Rapport ca.   Repeat approx.		Gewicht   Weight	Qualität   Composition	Pflegehinweise   Care Instructions	Verwendung   Usage
<b>Duna</b>		140 cm	↔	↔ 0,0 cm	↓ 0,0 cm	392 g	100% PES	    	  
<b>Leo*</b>		140 cm	↔	↔ 61,4 cm	↓ 61,7 cm	380 g	100% PES	    	  
<b>Sibiria*</b>		140 cm	↔	↔ 35,8 cm	↓ 69,7 cm	378 g	100% PES	    	  
<b>Panthera*</b>		140 cm	↔	↔ 61,8 cm	↓ 56,0 cm	378 g	100% PES	    	  
<b>Tigris*</b>		141 cm	↔	↔ 62,1 cm	↓ 58,6 cm	380 g	100% PES	    	  
<b>Zebu*</b>		141 cm	↔	↔ 67,0 cm	↓ 32,9 cm	380 g	100% PES	    	  

Besonderer Pflegehinweis: Bitte auf der Rückseite bügeln. | Care instruction: iron on the reverse side.

\* Bitte beachten: Wenn Sie Stoffbahnen rapportgerecht zusammennähen, können Sie nicht die gesamte Warenbreite nutzen. |  
Attention: If you need to join fabric widths with a pattern repeat, you will not be able to use the complete width of the fabric.